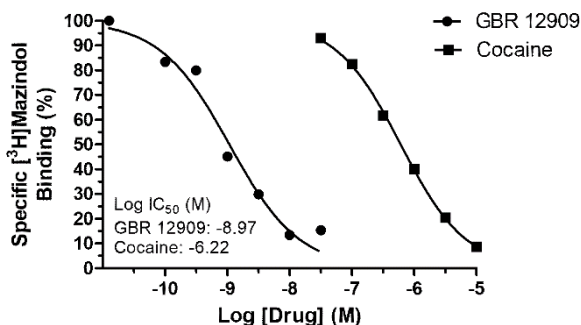
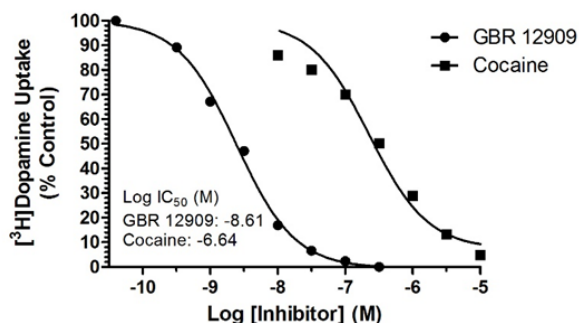
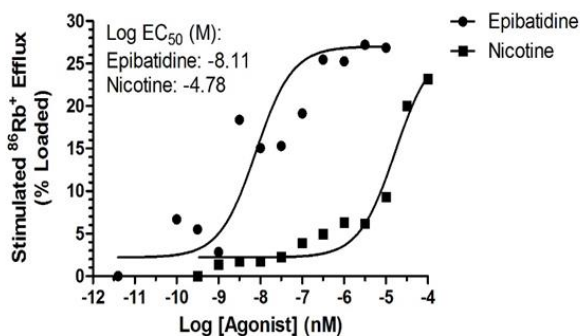


CELLULAR UPTAKE ASSAY

Inhibition of [³H]dopamine uptake into rat brain synaptosomes by the dopamine transport inhibitors, GBR 12909 and cocaine (left), shown in comparison with inhibition of [³H]mazindol binding (right).

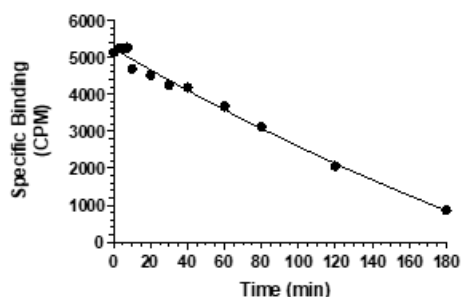


CELLULAR RELEASE ASSAY



Stimulation of ⁸⁶Rb⁺ efflux from SH-SY5Y cells by the nicotinic receptor agonists, epibatidine and nicotine.

[¹²⁵I]Trastuzumab Dissociation from SKBr3 Cells



T_{1/2}: 108 min

Loss of ¹²⁵I-labeled antibody (Trastuzimab) from live SKBr3 cells, following addition of a saturating concentration of unlabelled antibody to the medium