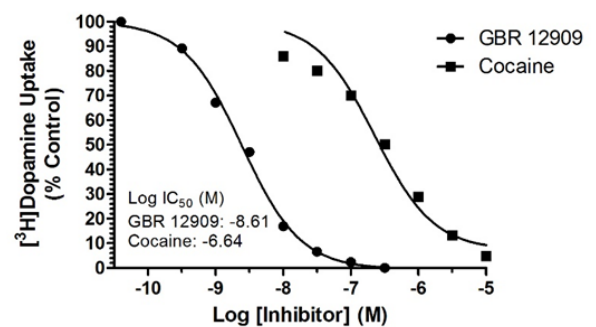
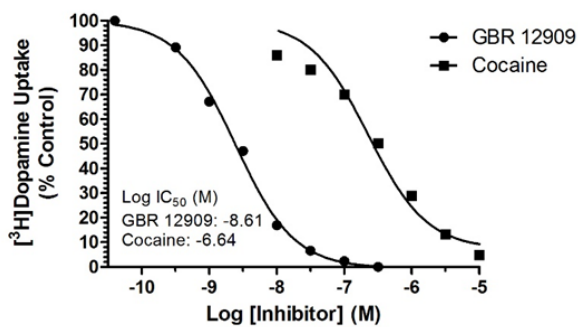
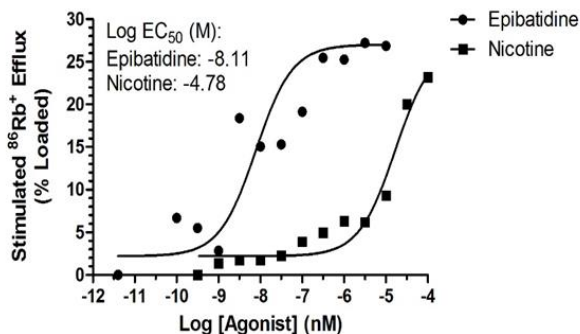


### CELLULAR UPTAKE ASSAY

Inhibition of [<sup>3</sup>H]dopamine uptake into rat brain synaptosomes by the dopamine transport inhibitors, GBR 12909 and cocaine (left), shown in comparison with inhibition of [<sup>3</sup>H]mazindol binding (right).

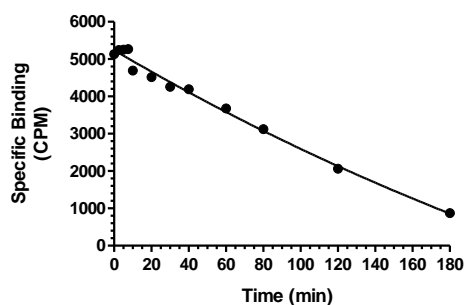


### CELLULAR RELEASE ASSAY



Stimulation of <sup>86</sup>Rb<sup>+</sup> efflux from SH-SY5Y cells by the nicotinic receptor agonists, epibatidine and nicotine.

[<sup>125</sup>I]Trastuzumab Dissociation from SKBr3 Cells



Loss of <sup>125</sup>I-labeled antibody (Trastuzimab) from live SKBr3 cells, following addition of a saturating concentration of unlabelled antibody to the medium.